



## icon and accessories



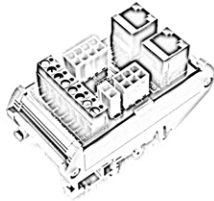
1. Icon with or w/o 8 Pin Molex Minifit connector



2. conXion Box



3. conXion Box+



4. conXion DIN



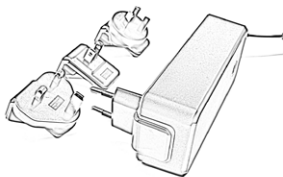
5. Programming cable USB-RS485



6. conXion cable for interconnection  
In various lengths (0.25, 1, 5, 10, 20 m)



7. Handset with simple dry contacts



8. Power supply cable  
With various AC plugs (EU, US, UK, AU)

## Additional and related information

- [icon - User Manual](#)
- [conXion - Installation Guide](#)
- [Download software CAS](#) (Concens Actuator Studio)
- For additional assistance or further information, please contact your local Concens actuator partner. [Find your local partner](#)



[icon - User Manual](#)



[conXion - Installation Guide](#)



[Find your local partner](#)

[Icon - Flyer](#) | Print ver. | February 2023



# icon Actuator

New  
integrated  
controller

**concens**   
member of **Bansbach** group

**concens**   
member of **Bansbach** group

Concens A/S | Oddesundvej 1 | DK-6715 Esbjerg N | Denmark  
+45 7011 1131 | [info@concens.com](mailto:info@concens.com) | VAT: DK10132266

[WWW.CONCENS.COM](http://WWW.CONCENS.COM)

EXCELLENT ELECTRIC ACTUATORS.



icon Intelligent actuators with integrated controller (icon) enable the use of **MODBUS RTU** on an RS485 serial communication. One of the industry's most powerful standards. The icon actuator provides everything from easy maintenance, control, and installation to a wide range of customisable settings and feedback that will help tailor the solution to your specific needs or application.



Follow the guide here or watch how to get started directly on our YouTube channel

## Features

- Integrated controller
- Internal stroke limitation
- Adjustable start/stop ramp
- Adjustable current limit
- Internal heat protection
- Interface MODBUS RTU on RS485
- Interconnection up to 128 units - synchronous up to 8 units
- Plug & Play solution with conXion Box, Box+ or DIN version
- Software for easy setup
- 6 Configurations available

For more information on Modbus RTU please go to [www.modbus.org](http://www.modbus.org) MODBUS over serial line specification and implementation guide V1.0

## Specifications

Our new product line icon is based on the same physical dimensions as con35/50/60, but with the controller unit integrated in the actuator.

- [Download the icon Datasheet](http://www.concens.com/information/downloads/)
- [Watch our presentation video on YouTube](https://www.youtube.com/user/ConcensActuators)
- [Learn more on our website](http://www.concens.com)



## Configuration

icon configurations	SDB Single Actuator Direction Control Basic IO	SDH Single Actuator Direction Control Hall Output	SDP Single Actuator Direction Control Position Output	SPP Single Actuator Position Control Position Output	SBS Single Actuator BUS Control Status/Control IO	MDO Multiple Actuators Direction Control Override
Configuration letter	A	B	C	D	E	F
Voltage 12/24 VDC	✓	✓	✓	✓	✓	✓
Direction in/out	✓	✓	✓	-	-	✓
5/10 VDC ref. output	-	-	-	✓	-	-
Stop input	-	-	-	-	✓	-
Override input	-	-	-	-	-	✓
Error output	-	-	-	-	✓	-
Analog position input	-	-	-	✓	-	-
Analog position output	-	-	✓	-	-	-
Stop input/Pos. OK output	-	-	-	✓	-	-
Hall Output	-	✓	-	-	-	-
Single actuator setup						Multi actuator setup