



icon Actuator

New
integrated
controller

concens 
member of **Bansbach** group

EXCELLENT ELECTRIC ACTUATORS.

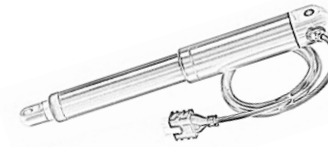


icon Intelligent actuators with integrated controller (icon) enable the use of **MODBUS RTU** on an RS485 serial communication. One of the industry's most powerful standards. The icon actuator provides everything from easy maintenance, control, and installation to a wide range of customisable settings and feedback that will help tailor the solution to your specific needs or application.




Follow the guide here
or watch how to get
started directly on our
YouTube channel


icon and accessories



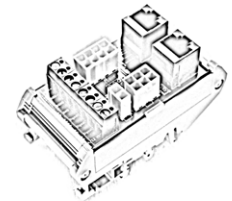
1. Icon with or w/o 8 Pin
Molex Minifit connector



2. conXion Box




3. conXion Box+



4. conXion DIN



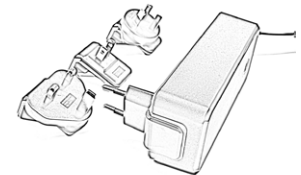
5. Programming cable
USB-RS485



6. conXion cable for
interconnection
In various lengths
(0.25, 1, 5, 10, 20 m)



7. Handset with simple
dry contacts



8. Power supply cable
With various AC plugs
(EU, US, UK, AU)

Features

- Integrated controller
- Internal stroke limitation
- Adjustable start/stop ramp
- Adjustable current limit
- Internal heat protection
- Interface MODBUS RTU on RS485
- Interconnection up to 128 units - synchronous up to 8 units
- Plug & Play solution with conXion Box, Box+ or DIN version
- Software for easy setup
- 6 Configurations available

For more information on Modbus RTU please go to www.modbus.org MODBUS over serial line specification and implementation guide V1.0

Specifications

Our new product line icon is based on the same physical dimensions as con35/50/60, but with the controller unit integrated in the actuator.

- [Download the icon Datasheet](#)
www.concens.com/information/downloads/
- [Watch our presentation video on YouTube](#)
www.youtube.com/user/ConcensActuators
- [Learn more on our website](#)
www.concens.com



Configuration

icon configurations	SDB Single Actuator Direction Control Basic IO	SDH Single Actuator Direction Control Hall Output	SDP Single Actuator Direction Control Position Output	SPP Single Actuator Position Control Position Output	SBS Single Actuator BUS Control Status/Control IO	MDO Multiple Actuators Direction Control Override
Configuration letter	A	B	C	D	E	F
Voltage 12/24 VDC	✓	✓	✓	✓	✓	✓
Direction in/out	✓	✓	✓	-	-	✓
5/10 VDC ref. output	-	-	-	✓	-	-
Stop input	-	-	-	-	✓	-
Override input	-	-	-	-	-	✓
Error output	-	-	-	-	✓	-
Analog position input	-	-	-	✓	-	-
Analog position output	-	-	✓	-	-	-
Stop input/Pos. OK output	-	-	-	✓	-	-
Hall Output	-	✓	-	-	-	-
Single actuator setup						Multi actuator setup

Additional and related information

- [icon - User Manual](#)
- [conXion - Installation Guide](#)
- [Download software CAS](#)
(Concens Actuator Studio)
- For additional assistance or further information, please contact your local Concens actuator partner. [Find your local partner](#)



icon - User Manual



conXion - Installation Guide



Find your local partner

Icon - Flyer | Web ver. | February 2023

concens
member of **Bansbach** group

Concens A/S | Oddesundvej 1 | DK-6715 Esbjerg N | Denmark
+45 7011 1131 | info@concens.com | VAT: DK10132266

W W W . C O N C E N S . C O M